

Instruction Sheet



Model 29190 Low Level Switch Assembly is an integral low level shut off switch for use with LMI Series AA, B, C and P metering pumps.

Model 49246 is used on LMI Roytronic® Series A and Roytronic EXCEL™ Series AD metering pumps.

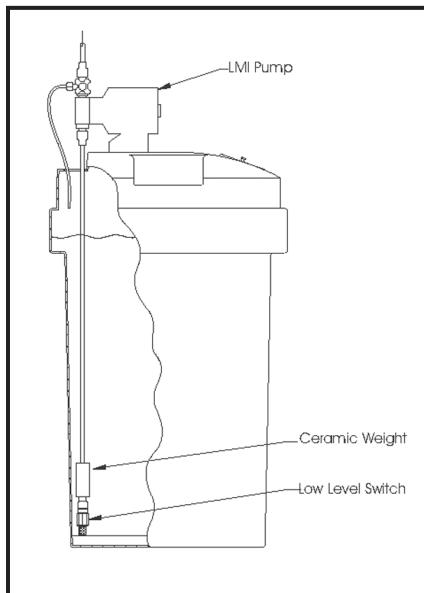
Model 49249 is for use on Roytronic EXCEL™ Series AD8 and AD9 metering pumps.

When your solution reaches a low level, the switch provides protection to your pump by shutting the pump off, reducing wear caused by dry pumping action and loss of prime. Model 49249 has a second float switch which will indicate a low level condition prior to an empty condition. When using model 49249, the low level condition will result in an alarm, whereas the empty level will cause the pump to shut off.

Durable, corrosion resistant PVC and polypropylene construction make this accessory compatible with a wide variety of solutions.

INSTALLATION

1. Lead the low level switch cable through the ceramic weight and plug the cable into the low level jack on the control panel side of the pump. For LMI Roytronic® Series Pumps, plug into the 3-pin connector.
2. Mount so that the low level switch is hanging straight, a minimum of 2 inches above the bottom of the tank. For Model 49249, mount the low level float some distance above the empty level so as to provide sufficient warning to refill your tank before it becomes empty.



NOTE:

Some slack in the low level switch cable between the pump and the point of entry into the tank is necessary to insure the cable does not pull out of the pump.

To provide sufficient slack and proper position of the switch from the tank bottom, knot the cable on the top of the tank.

Low Level Switch Assemblies: Model No. 29190 and No. 49246

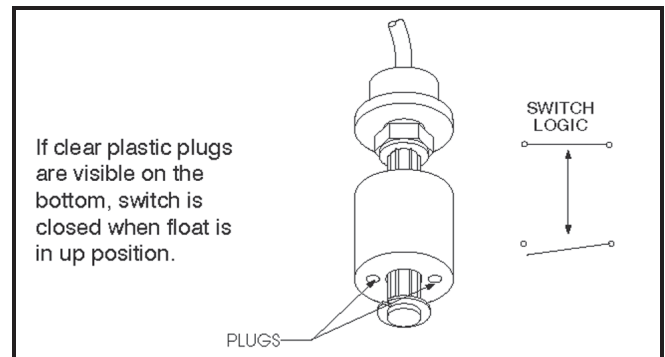
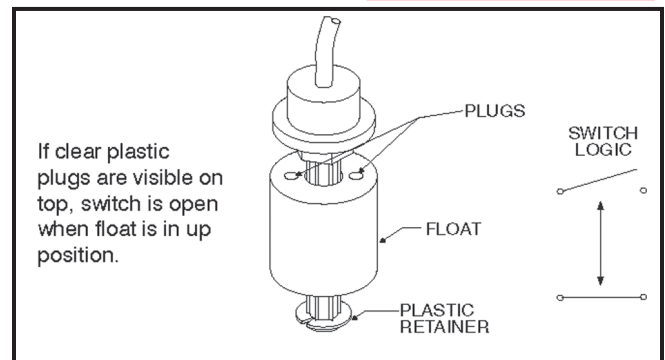
Dual Low Level Switch Assembly: Model No. 49249

SWITCH LOGIC

The raising or lowering of the low level switch opens and closes a switch. In some cases, closing of this switch will disable pump operation. If pump operation is disabled, the switch logic can be reversed as follows:

1. Remove plastic retainer.
2. Flip float over.
3. Reinstall plastic retainer.

Temp rating: -40F
to 150 F



201 Ivyland Road
Ivyland, PA 18974 USA
TEL: (215) 293-0401
FAX: (215) 293-0445
<http://www.imipumps.com>